

# Westlaw NZ

## How to find Case Law

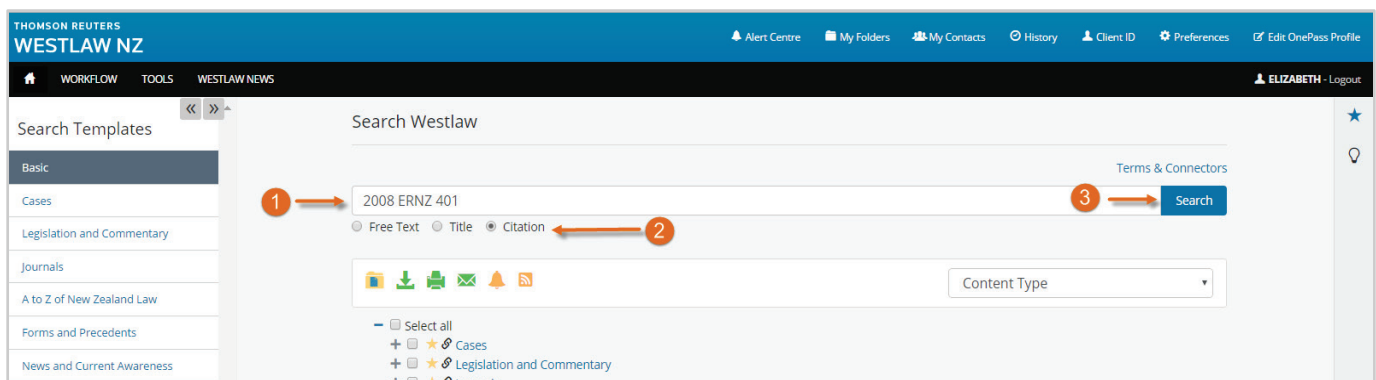
WLNZ provides a collection of Reported and Unreported Cases, case summaries are available through BriefCase and citation information from our market leading case Citor, CiteCase.

You can choose to search the case summaries only or full text only or both. PDFs are available for both unreported and reported cases. We publish approximately 8,000 new cases per year which equates to 25 a day.

### Find a Case by Citation

1. Enter the citation number into the search bar of the homepage.
2. Select the "Citation" Radio Button.
3. Click Search

(Note: WLNZ will also accept parallel citations, not published by Thomson Reuters –(Eg 2008 3 NZLR 794.)

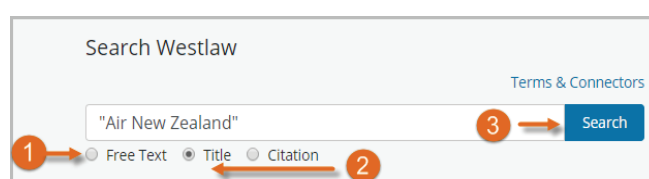


4. Open the Judgment by selecting the citation you require by either opening the link or downloading the PDF.



### Find a Case by Party Name

1. When you know the parties' names to a case, enter one or more names into the search bar on the homepage
2. Select the "Title" Radio Button
3. Click Search.



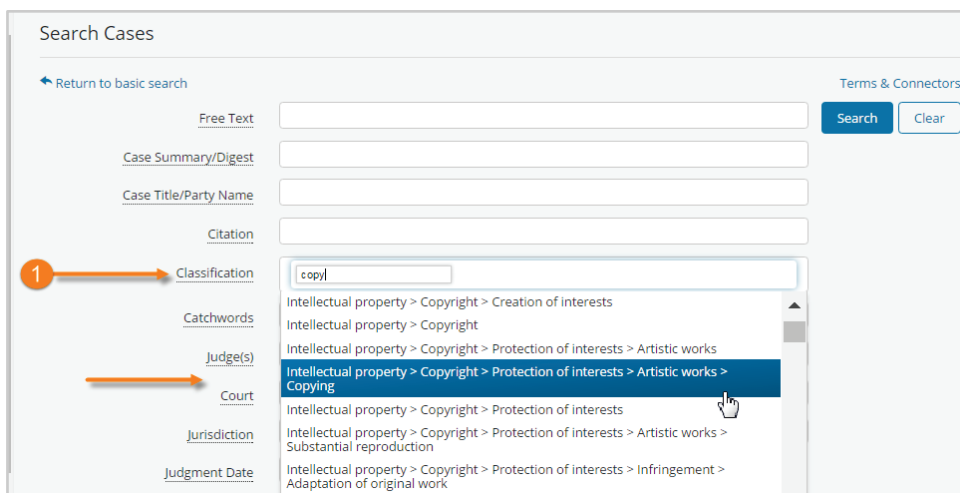
- When the result list appears, click the name of the case you wish to view.



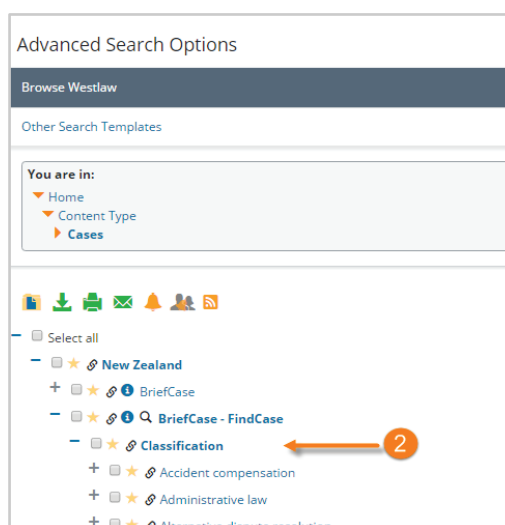
### Find a Case by Classification

BriefCase provides topic classifications of cases, written by our team of Editors. Topic classifications relate to the general subject matter of the case which give the researcher a sense of whether the case is relevant and provide memorable key words and phrases to enhance online searching.

- Enter legal term into the Classification Field. Select from the drop-down list to view a list of relevant cases.

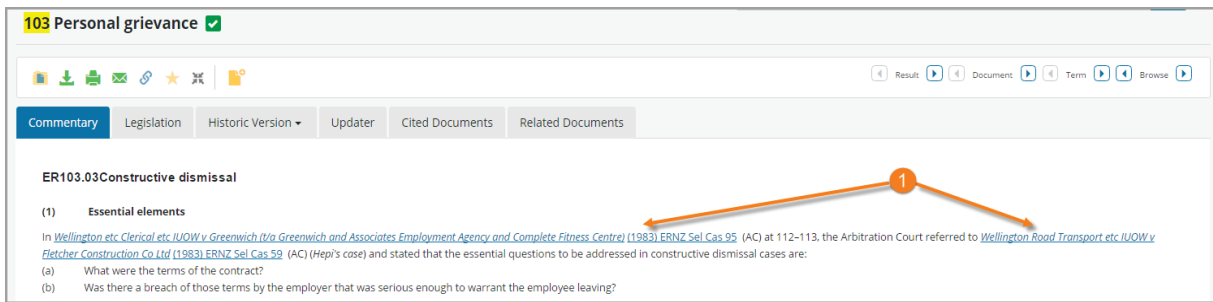


- A list of Classifications are located under BriefCase, FindCase located on the left hand side of the Advanced Search Template

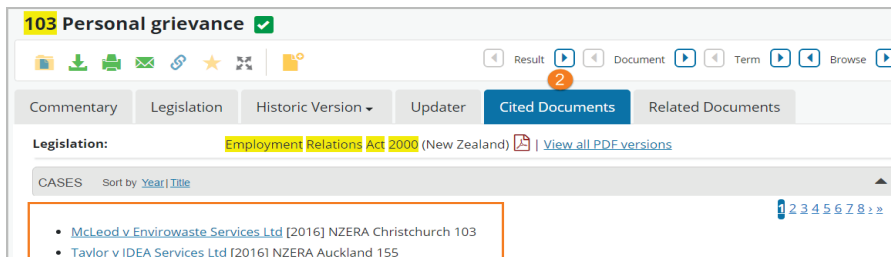


Find a Case Cited in Commentary

1. Enter the section of the Act. Open the cases in the body of the commentary by clicking on the hyperlinked title.



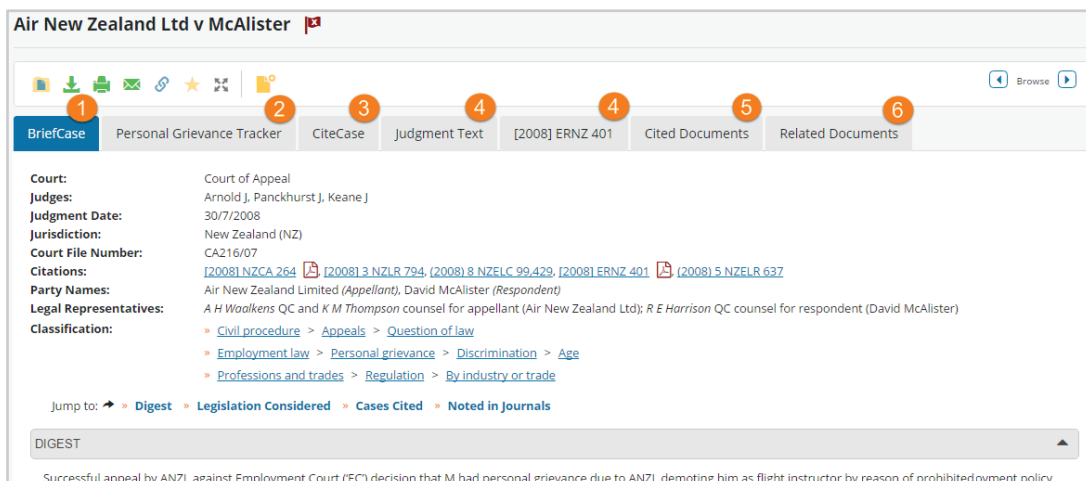
2. Find a linear list of case cited in the Commentary in the "Cited Documents" Tab.



Case Navigation

Case information as displayed as a document family. Giving you all the different versions of the cases. Click to view the case.

1. **BriefCase tab** – administrative data for the case, case summary, leg & cases cited, words and phrases and noted in journals.
2. **Personal Grievance Tracker Tab** enables the user to view key information found in the judgment in a tabular view.
3. **Cite Case tab** – Litigation history of case (ie: whether it has been affirmed or reversed on appeal). Cite Case also identifies cases that have considered the case and in what way for example: either negatively, by overruling it or positively, by following it or applying it. Citese uses flags and symbols to indicate that status of a case. Please see guide
4. **Judgment & Reported tabs** – Full Judgment Text or reported and unreported judgments published by Thomson Reuters.
5. **Cited Documents tab** – Summary of legislation and cases cited in this case.
6. **Related Documents tab** –Westlaw NZ online products that refer to this case.



Conduct a Topic Based or Key Word Search

1. Key words in judgements can be searched by entering terms into the “Free Text” field.
2. See the Terms & Connectors (Boolean Search Terms) by opening the link found above the search bar. Hover over the field title for an example of information to enter into each field.

### Search Cases

[← Return to basic search](#) 2 Terms & Connectors

Free Text  1 Search

Case Summary/Digest  Clear

Case Title/Party Name

Citation