



WESTLAW NZ MAY 2018 RELEASE

Enhancing your legal research experience

Thomson Reuters works in partnership with our customers to develop solutions and services that meet your needs. We take the time to seek your feedback and have incorporated it into our development pathway.

We have used that information to enhance Westlaw NZ and are excited to share with you detail on the enhancements scheduled to release **Midnight on the 17th of May**.

We recommend you review the release notes below and update any internal training material you may have.

The Release Notes provide a summary of the enhancements, followed by a more detailed explanation.



RELEASE SUMMARY

FEATURE	SUMMARY
Alert Template Change	Changes to the look and feel of the Alert Template generating from Westlaw. All existing functionality is still available, but users will notice some changes to the font and layout.
Responsive Alert Screen Design	New responsive design of the alert screen to improve user experience. It better supports the use of Westlaw Alerts on multiple device screen sizes including mobile devices.
Alert Grouping by Product	Our alerts format has been enhanced to make it easier to identify changes in products. We have done this by grouping alert results by product as well as by content type.
Predictive Text Disablement	In response to customer feedback, we have disabled the predictive text suggestions for a few search fields where the functionality doesn't work properly.

Changes to Alert Template

We have made some minor changes to the look and feel of the Alert Template. All existing functionality is still available, but users will notice some small changes to the font and layout. This change is applied to alerts only in the HTML format that are created directly from Westlaw.

Note:

- There is no change to the Alert 24 template. *For more information, please see the page 6.
- There is no change to the PDF and RTF alert template.

Old Alert Template

The old alert template displays a list of cases under 'Cases' and 'Content' sections. Each case entry includes a title, case details, and classification. The layout is somewhat cluttered with multiple columns of links and text.

New Alert Template

The new alert template features a cleaner, more organized layout. It includes a header with 'Alert' and 'Westlaw NZ' branding. The content is presented in a more structured manner with clear sections for 'Cases', 'Legislation and Commentary', and 'Content'. The design is more modern and user-friendly.

Responsive Alert Screen Design

The dynamic, device friendly, alert template makes use of responsive design to adapt the layout of alerts depending on what kind of device it is being viewed on. It better supports the use of Westlaw Alerts on multiple device screen sizes.

Benefits of the responsive alert screen design include:

- **Provides a seamless user experience:** Whether Alerts are viewed from your desktop or your smart phone you will have an optimised user experience.
- **Adaptability to any screen size:** it will intelligently detect your screen size and utilise the entire screen of your devices.

Note:

- There is no change to the Alert 24 template. *For more information, please see the page 6.
- There is no change to the PDF and RTF alert template.

Alert Grouping by Product

In response to customer feedback we have enhanced our Alerts to make it easier to identify changes in products. We have done this by grouping alert results by product as well as by content type.

In the old Alerts, updates are listed without any particular order whereas in the new Alerts, all updates are grouped by product and by content type. It's easy to see where an update is made under what product.

Note:

- There is no change to the Alert 24 template. *For more information, please see the page 6.
- There is no change to the PDF and RTF alert template.

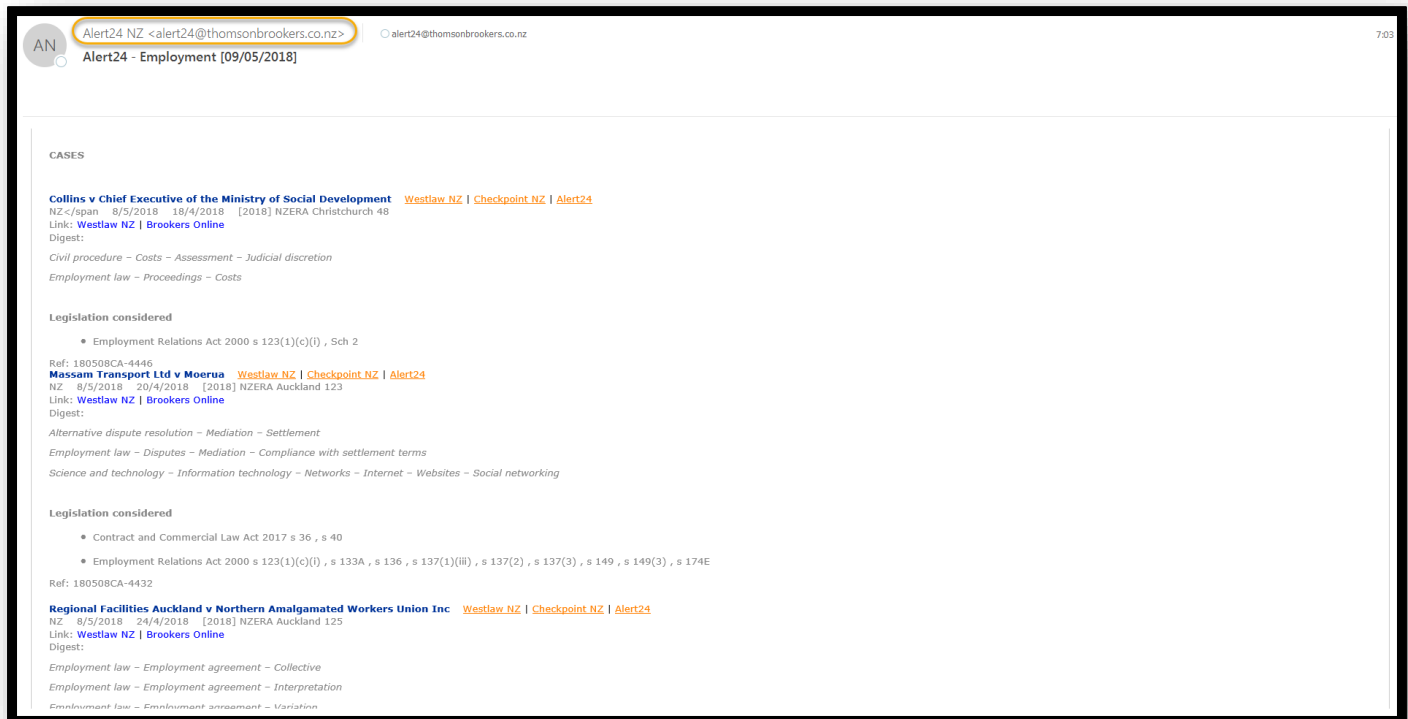
Old Alert Template

The screenshot shows a list of cases under the heading 'Cases'. Each case entry includes a link to the case, its content type, case details, and classification. The cases are listed in chronological order without any grouping by product.

New Alert Template

The screenshot shows the same alert results but grouped by product and content type. A yellow arrow points to the 'BriefCase' product header, which groups all 'BriefCase' results together. A text box next to the arrow says 'Group alert results by product'.

* You may receive another Alert Template from **Alert24 NZ** (alert24@thomsonbrookers.co.nz). See the screenshot below. You are receiving this alert because you subscribe to Alert 24 products and no change has been made to this alert template. The changes are applied to alerts that are created directly from Westlaw only.



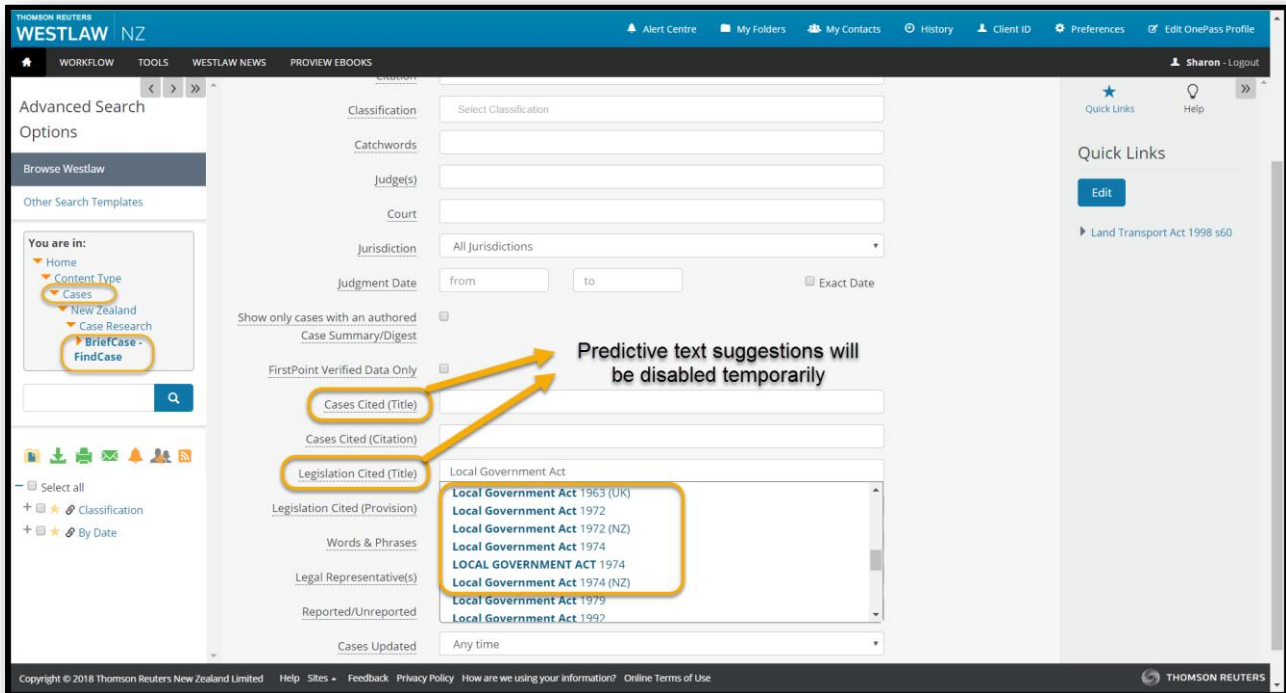
Predictive Text Disablement for a few search fields where the functionality doesn't work properly.

There is an issue with the predictive text suggestions offered when using the *Cases Cited (Title)* and the *Legislation Cited (Title)* fields in the Westlaw search template across all content types.

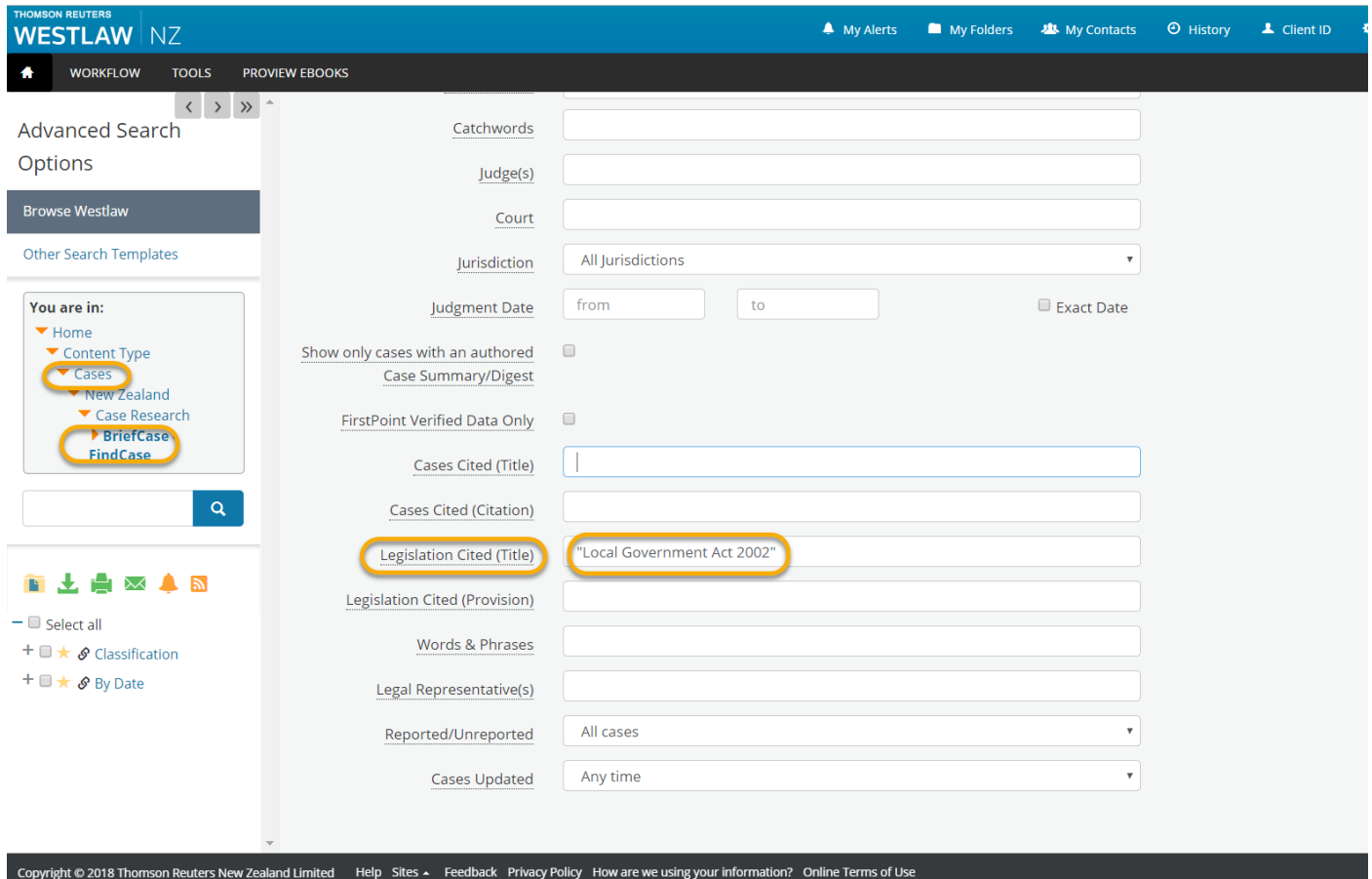
The following image shows an example of what happens when attempting a search for cases considering the *Local Government Act*. When 'Local Government Act' is entered in the 'Legislation Cited (Title)' field, a large number of incorrect title suggestions are included in the predictive text list. The predictive text suggestions include spelling mistakes, incorrect abbreviations, misplaced brackets, and variant capitalisations for the Local Government Act and they create confusion.

This problem occurs because the list of legislation titles and cases presented by predictive text currently includes titles extracted from unreported Judgments which come directly from the Courts and are not subject to editing. We are working closely with our Editorial and Technology teams to identify options for excluding incorrectly cited titles from the extraction, and identifying a "cleaner" source to use.

Until we are able to complete this work, the predictive text suggestions for the *Cases Cited (Title)* field and the *Legislation Cited (Title)* field will be temporarily disabled across all search templates.



In the meantime, the most effective way to search the Legislation Cited (Title) and Cases Cited (Title) fields is to manually type the full correct legislation or case title that you wish to locate and enclose your title in quotation marks ("") to get the best results.



* To find more tips on how to search by using the Legislation Cited (Title) and Cases Cited (Title) fields, click [here](#).

~ 7 ~