

Westlaw New Zealand

Find and search case law

This guide outlines how to find case law by case citation, case title, citing legislation or by judicial definition. This guide also outlines different search methods using key words.

Find Case Law

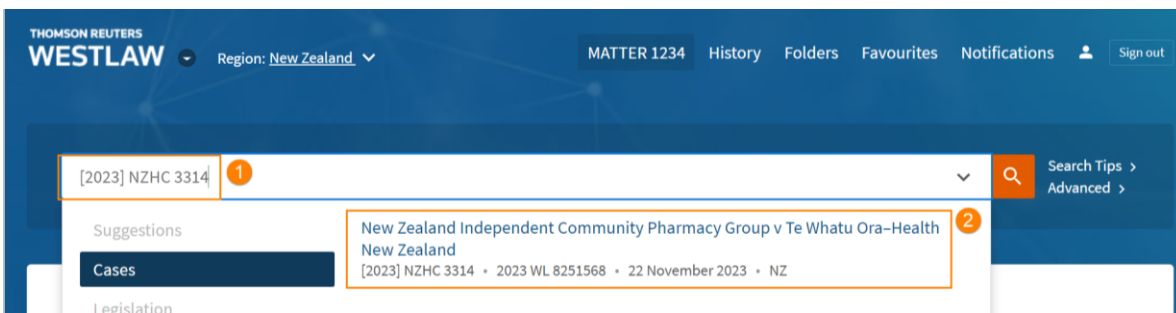
- [Find a case using the case citation](#)
- [Find a case by title or party name](#)
- [Find cases which cite a section of legislation](#)
- [Find cases which judicially considers a word or phrase](#)

Search Case Law

- [Search cases using Plain Language](#)
- [Search cases using Terms and Connectors](#)
- [Build your search using "Find documents that have" in the cases advanced search template.](#)
- [Refine search results](#)

Find a case using the case citation

1. Enter the citation number into the Global search bar, e.g., [2023] NZHC 3314
2. As you begin typing, the type-ahead feature will provide the case in the drop-down. Select the case in the drop-down to display the case.



Note: If you would like to deliver multiple cases, we recommend using the [Find and Print Tool](#).

Find a case by Title or Party Name

1. Begin by typing in the party name or names into the global search bar, e.g., Environmental Defence Society v King Salmon.
2. Click the case title to open the case document. e.g., Environmental Defence Society Inc v The New Zealand King Salmon Company Ltd (2014) NZSC 38.



How to find cases which cite a section of legislation

1. Enter the section of legislation into the global search bar on the homepage. e.g., s 103 Employment Relations Act 2000 and select the section from the drop-down menu to open the document.



2. Click the Citing References tab to display documents that cite the section.
3. Filter citing references by clicking Case Law.
4. Refine results by entering keyword(s) into the Search within results field.
5. Use the filters to narrow case results by Jurisdiction or Date.

103 Personal grievance
Employment Relations Act 2000 · NZ · Applies from 1 July 2022 (Approx. 7 pages)

Document History (64) **Citing References (1,102)** 2 led by KeyCite

KeyCite Citing References (947) 1-100 > Sort By: Date: Newest First No items selected

Content types

- Cases** 947 3
- Legislation 25
- Secondary Sources 130
- All Results 1,102

Filter

Select multiple

Apply

Search within results 4

Jurisdiction + 5

Date +

Title	Date	Type
<input type="checkbox"/> 1. Bryant v Allied Investments Ltd [2023] NZERA 774, 2023 WL 9061074, ERA Stephen Bryant was employed by Allied Investments Limited trading as Allied Security (Allied) as an Accounts Manager in May 2022. Mr Bryant seeks \$2,205.23 as underpayment of... ...wages[4]Employment law 24k423 24 Employment law 24k403-k443 Remuneration 24k423 Overpayment Employment Relations Act 2000 (NZ) s 65(2)(b)(i)s 69ZD s 103 s 114(2)s 135(5)s 148 s 159(1)(b)s 159(1)(c)s 174E Holidays Act 2003 (NZ) s 27...	20 Dec. 2023	Case
<input type="checkbox"/> 2. Sharma v Rodney Farm 'N' Machinery Ltd [2023] NZERA 765, 2023 WL 8826765, ERA Anant Sharma was employed by Rodney Farm 'N' Machinery Limited (Rodney Farm) on 12 July 2021 in the position of Serviceman/Truck Driver – Class 4. The parties' employment... ...Accident Compensation Act 2001 (NZ) s 48 s 97 s 98 Employment Relations Act 2000 (NZ) s 4(1)s 4(1A)(b)s 69ZD s 103(1)(b)s 103A s 103A(2)s 103A(3)s 114 s 114(1)s 114(2)s 114(3)s 114(4)...	19 Dec. 2023	Case
<input type="checkbox"/> 3. Marshall v Wanganui Ballet Dance Academy Ltd [2023] NZERA 754, 2023 WL 9113446, ERA Rebecca Marshall was employed as a Dance Teacher by Wanganui Ballet & Dance Academy Limited (Wanganui Ballet), having commenced her employment on 3 March 2014. Ms Marshall...	18 Dec. 2023	Case

Alternatively, you can use the Cases Advanced Search template to search for legislation cited in cases

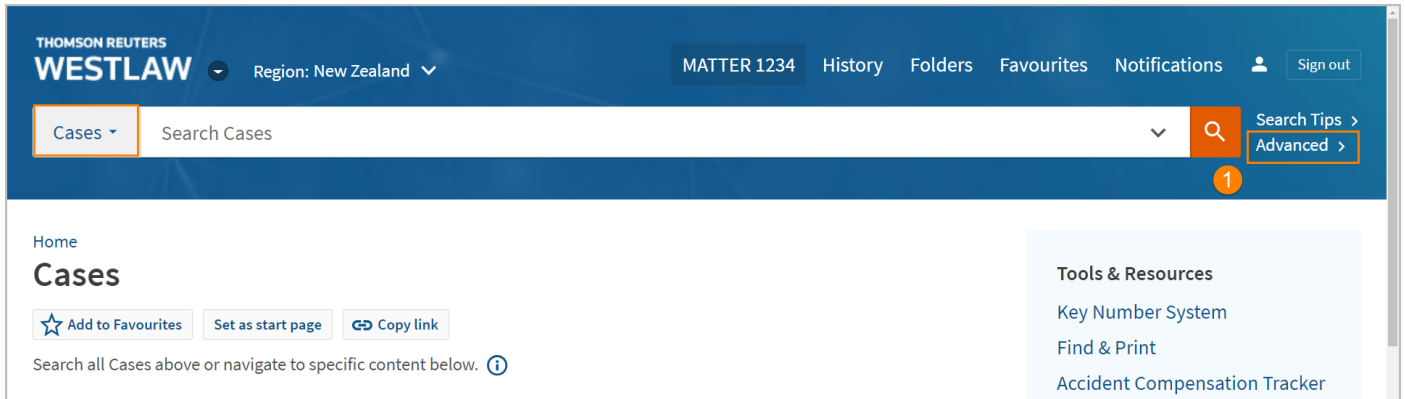
1. From the homepage, navigate to the Case Law Advanced Search Template by selecting Cases, then Advanced.
2. Enter the name of the Act into the Legislation Cited (Title) field, e.g., "Employment Relations Act 2000". In the Legislation Cited (Provision) field, you can add the section or subsection of the Act, e.g., 103(1)(a) and click Search.

3. The search results will display with the legislation and section highlighted in yellow.

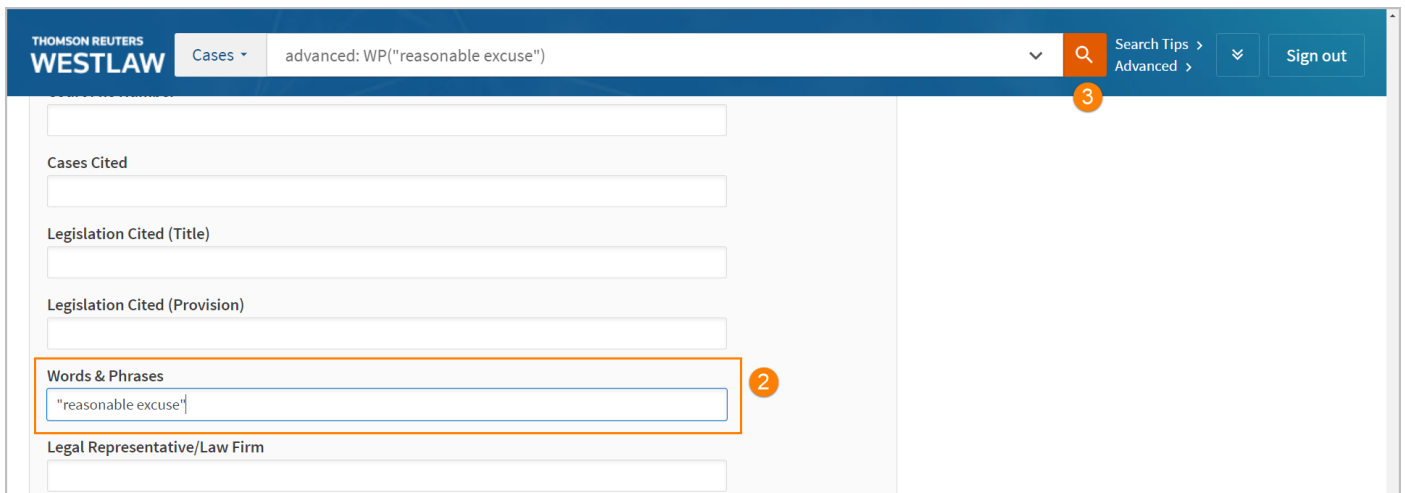
How to find cases which judicially considers a word or phrase

Use the Cases Advanced Search template to find Words and Phrases Judicially Considered

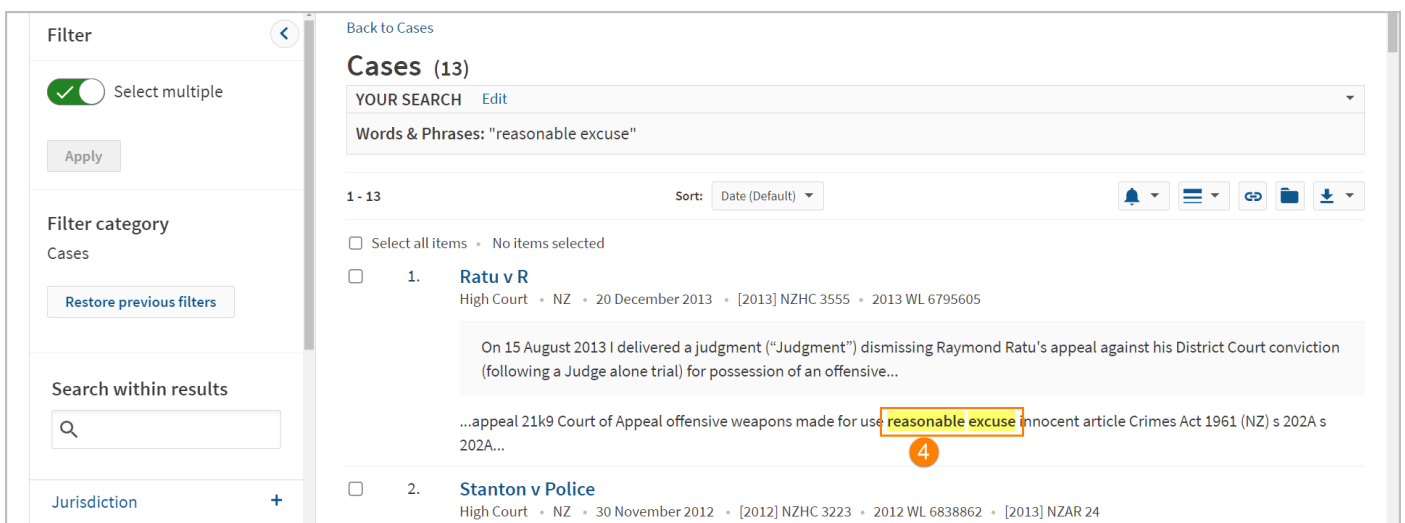
1. From the homepage, navigate to the Case Law Advanced Search Template by selecting Cases, then Advanced.



2. Enter the term into the Words & Phrases search field e.g., "reasonable excuse".
3. Click Search.



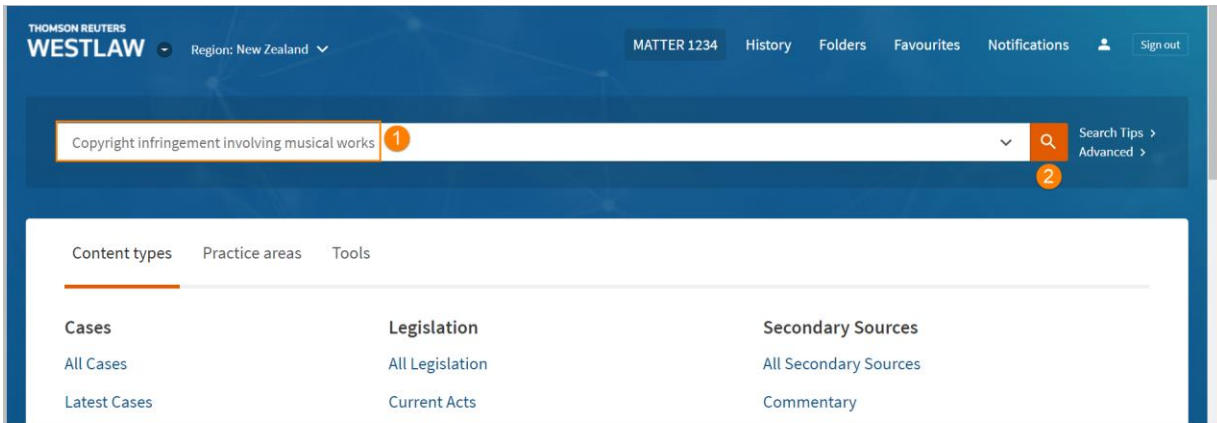
4. Selecting the highlighted hyperlink in the case results will take you to the Words and Phrases Judicially Considered field in the case document.



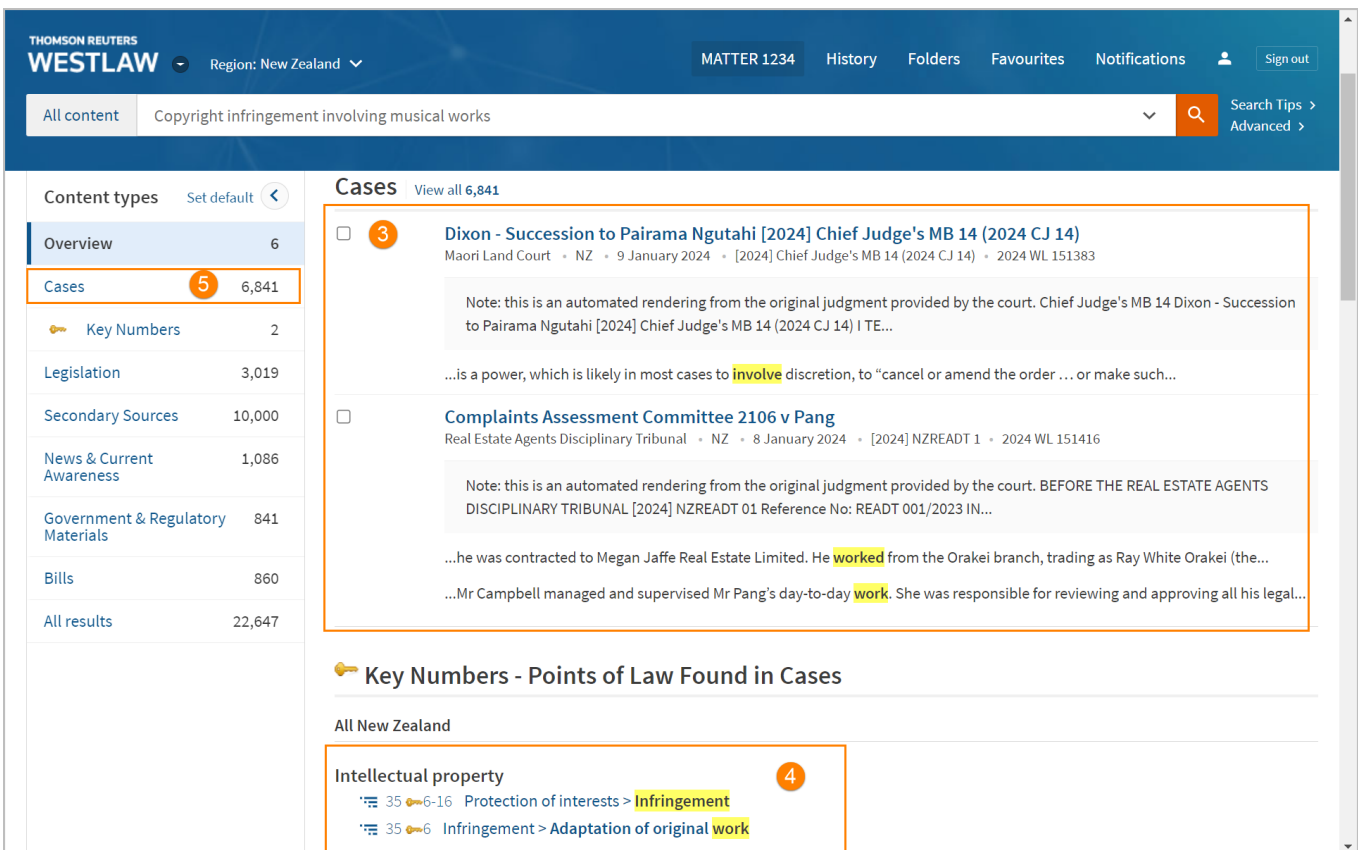
Search for cases using plain language

Plain language searching allows you to search by asking a question or typing in a sentence that describes the information you are looking for.

1. Type the legal issue you are researching into the global search bar, e.g., **Copyright infringement involving musical works**.
2. Click search.



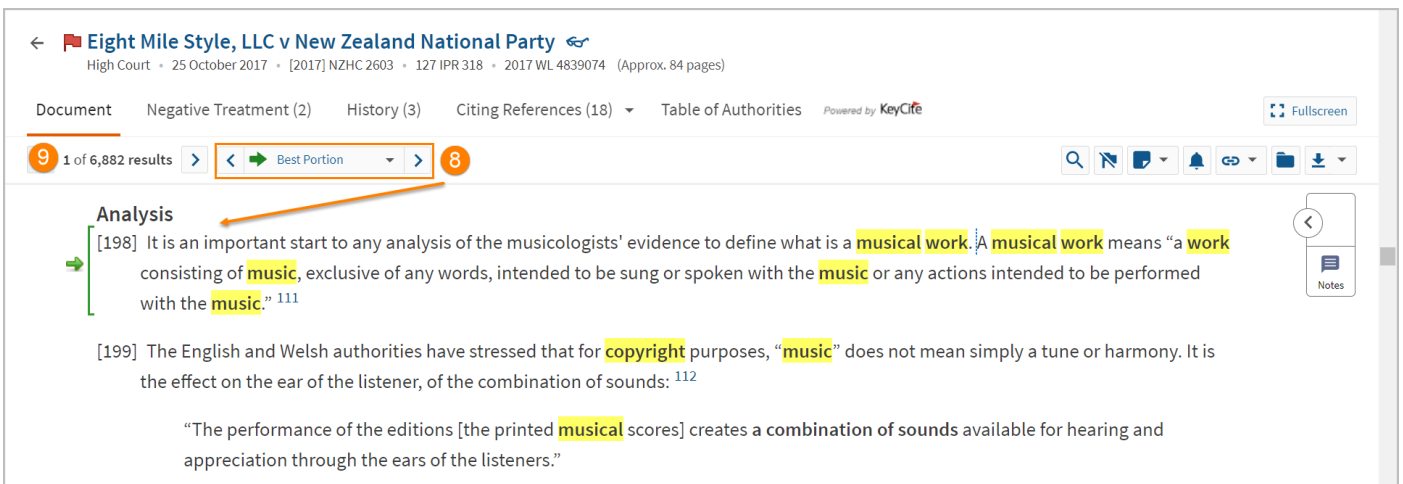
3. Overview is the default display of your search results on Westlaw New Zealand. The overview provides a summary of the highest-ranking results from each content type in a single page, determined by relevance, date and authority.
4. Case results that have been indexed by a legal concept in the Key Number System are also included in the search results. For further information on Key Number classifications, see [this guide](#).
5. Click on **Cases** to refine the search to case law.



6. Click on the case title to open a document.
7. After opening a case, click the drop-down arrow next to **Original Terms** to select **Best Portion**.



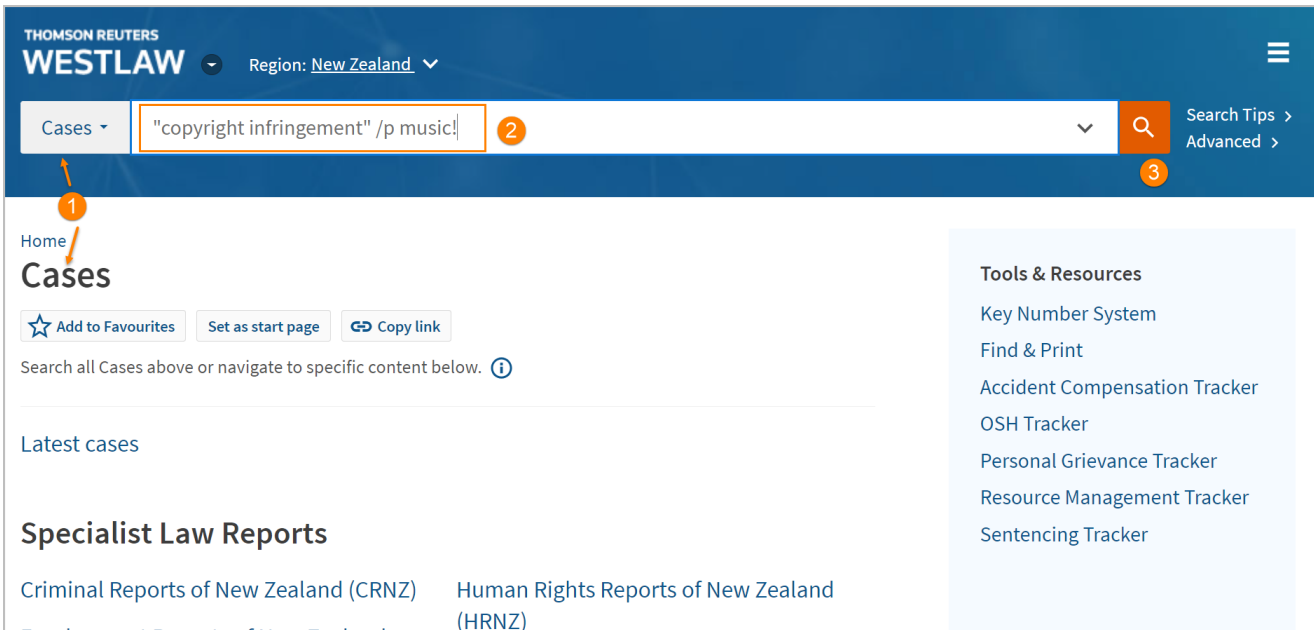
8. A green arrow and square bracket indicate the **Best Portion**, which is text that best matches your search, based on search term frequency. Use the right-hand arrow to jump to the next best portion indicator.
9. Use the arrows in the results to navigate to the next search result.



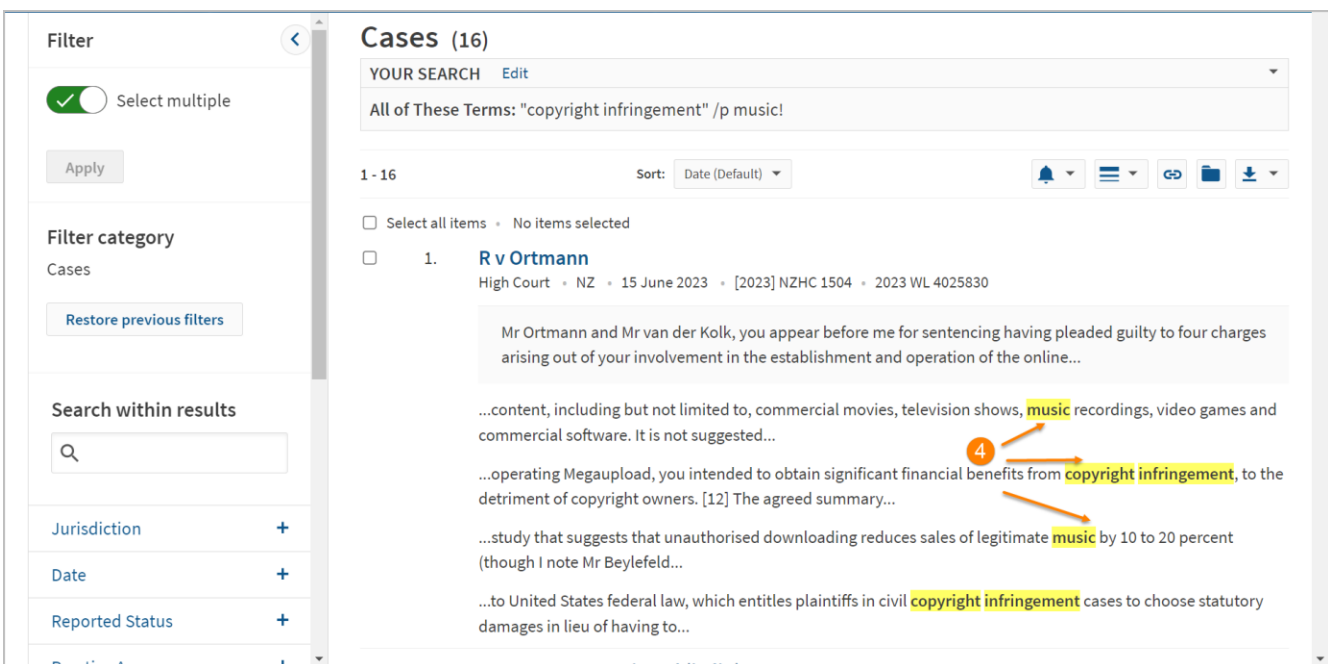
Search cases using Terms and Connectors

Identify phrases and keywords in the question and use them in a search strategy.

1. Click Cases on the Westlaw New Zealand homepage to refine the global search bar to search for Case Law.
2. Enter "copyright infringement" /p music!
In this example we have used quotation marks to search for the phrase 'copyright infringement.' Use the exclamation point allows more words to be found, e.g., music, musical or musician. The /p is used to deliver search terms appearing in the same paragraph.
3. Click search to display results.



4. Click on the highlighted word(s) to open the document to the area where your search term appears.



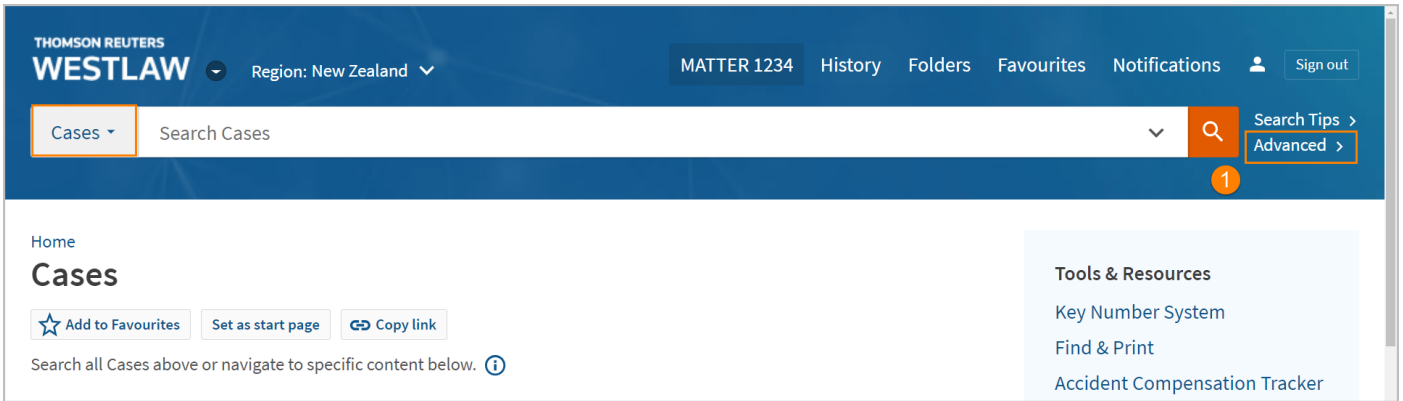
5. Click the arrows either side of the Original Terms to display the portion of text in each document that contain your search terms.
6. Click the arrows either side to navigate between search results.

The screenshot shows the Thomson Reuters Westlaw interface. At the top, the search bar contains the query "adv: "copyright infringement" /p music!". Below the search bar, the case title "R v Ortman" is displayed, along with the court "High Court" and the date "15 June 2023". The interface includes navigation tabs for "Document", "Negative Treatment (0)", "History (0)", "Citing References (3)", and "Table of Authorities". A search results bar shows "1 of 16 results" and "Original terms" with navigation arrows. The main content area displays a list of search results, with the first result highlighted. The text of the first result includes the phrase "copyright infringement" highlighted in yellow. The interface also features a "Back to top" button and a "Notes" icon.

Build your search using “Find documents that have” in the cases advanced search template

The advanced search allows you to use field restrictions or use a template to create a Terms and Connectors search.

1. From the homepage, navigate to the Case Law Advanced Search Template by selecting **Cases**, then **Advanced**.

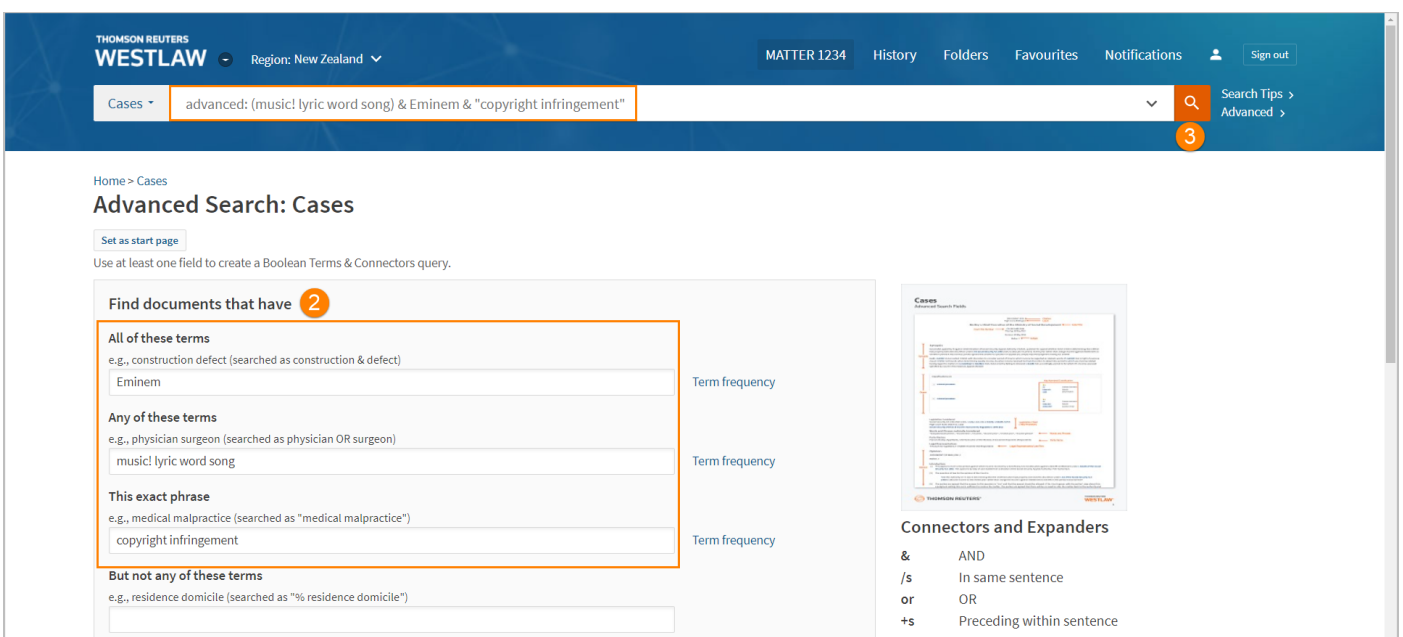


2. The section ‘Find documents that have’ includes a set of fields that can be populated to build a search string, for example:

- All of these terms will use AND to look for all words you enter e.g., **Eminem**
- Any of these terms uses the OR search to look for any of the words you enter. e.g. **music! lyric word song**
- This exact phrase will look for a phrase exactly as it is written. e.g., **copyright infringement**

As you type your terms into the relevant search fields, your search will appear in the global search bar. The results will deliver cases that mention **Eminem** and either **music, musical, musician, lyric, word, or song**. The cases will also mention the phrase **Copyright infringement**.

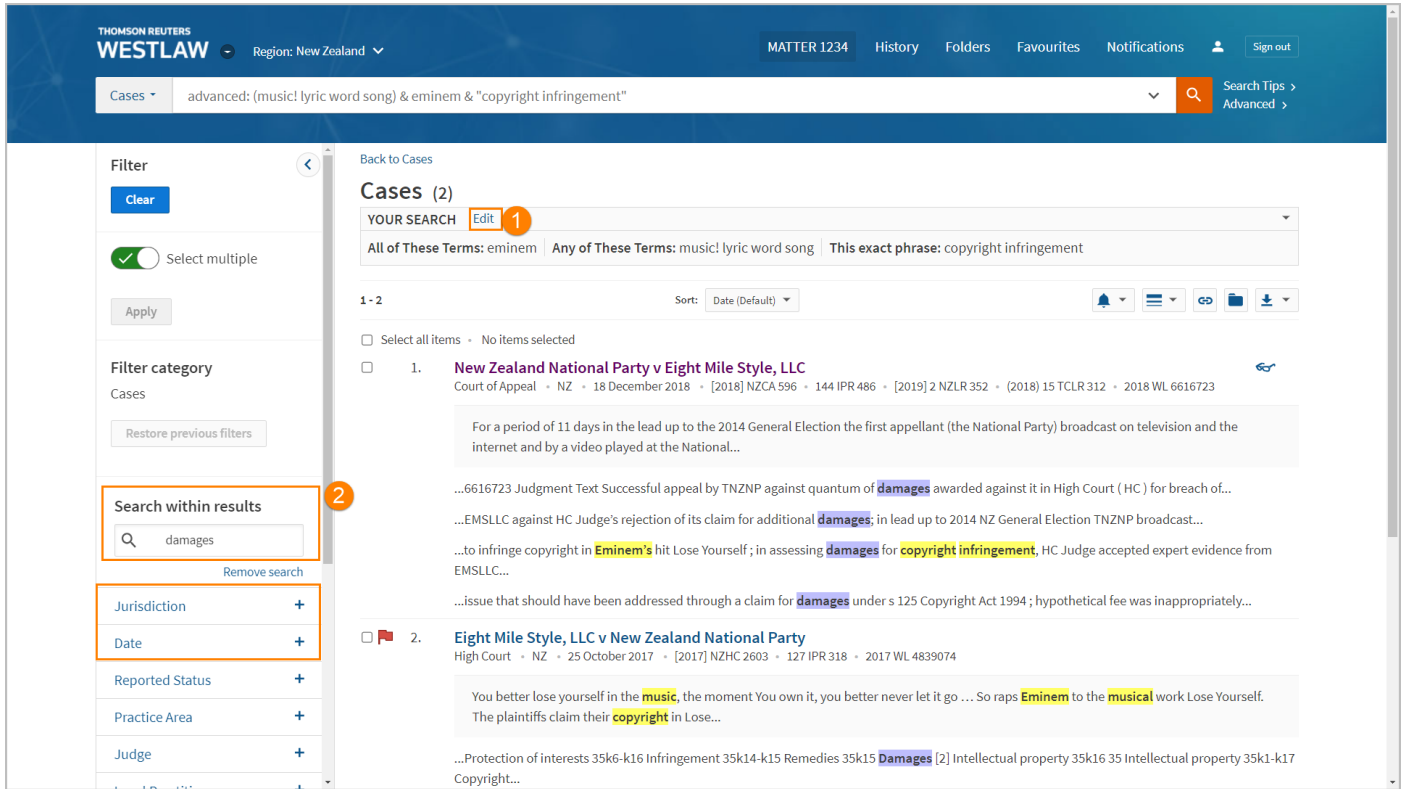
3. Click Search.



Refine search results

If there are too many results, you can narrow them down by:

1. Editing your search – reword your natural language search in the global search bar.
2. Searching within results – search within your results for cases containing an additional term or phrase, e.g., damages
3. Filtering – filter results by a specific aspect, e.g., jurisdiction or date.



Looking for more information?

To sign into Westlaw New Zealand, visit <https://nzlaw.thomsonreuters.com>.
 For assistance using Westlaw New Zealand, email NZTrainers@thomsonreuters.com
 For additional training materials, visit <https://support.thomsonreuters.co.nz/>